


BS 6853:1999: Annex B.2 (Withdrawn) / LUL S1085 Attachment A.2



Determination of weighted summation of toxic fume, R – Area based test method

A Report To: Kernow Coatings Ltd.

Document Reference: 435040

Date: 4th December 2020

Issue No.: 1

Page 1



Executive Summary

Objective To determine the toxic fume produced from the following product when tested in accordance with BS 6853: 1999 incorporating amendment No. 1: Annex B.2 (Withdrawn) / LUL S1085 Attachment A.2:



Generic Description	Product reference	Thickness	Weight per unit area
Textured floor graphic polyester film	"KernowJet FloorShark 170TFG"	315 ± 6 microns	385 ± 8g/m ²
Please see page 5 of this test report for the full description of the product tested			

Test Sponsor Kernow Coatings Ltd., Penryn, Cornwall, TR10 9DQ

Summary of Test Results: The R Value determined was 0.09.

Date of Test 23rd November 2020

Signatories

	
Responsible Officer K. Deluce * Testing Officer	Authorised T. Deluce * Senior Technical Officer

* For and on behalf of [Warringtonfire](#).

Report Issued: 4th December 2020

This version of the report has been produced from a .pdf format electronic file that has been provided by [Warringtonfire](#) to the sponsor of the report and must only be reproduced in full. Extracts or abridgements of reports must not be published without permission of [Warringtonfire](#).

CONTENTS	PAGE NO.
EXECUTIVE SUMMARY	2
SIGNATORIES.....	2
TEST DETAILS.....	4
DESCRIPTION OF TEST SPECIMENS.....	5
TEST PROCEDURE	6
TEST RESULTS	7
TABLE 1	9
REVISION HISTORY	10

Test Details

Introduction

Warringtonfire was commissioned to carry out an area based toxicity test in accordance with the method recommended in BS 6853:1999 Incorporating Amendment 1, Informative Annex B.2 (Withdrawn) / LUL S1085 Attachment A.2. This standard recommends that the test is carried out using the apparatus detailed in prEN2824 but the ignition cone used should conform with the requirements given in BS ISO 5659-2 and that the quantitative determination of the gases emitted should be carried out in accordance with the procedure specified in prEN2826.

The test was performed in accordance with the procedure specified in prEN2825 and prEN2826 amended in accordance with the recommendations given in BS6853: 1999 Annex B (Withdrawn) / LUL S1085 Attachment A.2 and this report should be read in conjunction with these and other related standards.

Test method

The principle of the test methods detailed in prEN2825 and prEN2826 is to expose a material to specified thermal conditions of pyrolysis and combustion in a continuous procedure. The change in optical density of the smoke produced when dispersed within a fixed volume of air is recorded throughout the period of test. Quantitative determination of toxic gases emitted is carried out.

The test method provides a means for the comparative assessment of products, however, it does not model a real fire situation and the results cannot therefore be used to describe the fire hazard of materials under actual fire conditions.

Fire test study group/EGOLF

Certain aspects of some fire test specifications are open to different interpretations. The Fire Test Study Group and EGOLF have identified a number of such areas and has agreed Resolutions which define common agreement of interpretations between fire test laboratories which are members of the Groups. Where such Resolutions are applicable to this test they have been followed.

Deviation to test standard

prEN 2826 specifies the use of colorimetric tubes and wet analysis. Colorimetric tubes are generally no longer considered as an accurate method of analysis and have been rejected by other industries. The analysis techniques selected are proven techniques, as detailed in the test procedure section of this test report.

Instruction to test

The test was conducted on the 23rd November 2020 at the request of Kernow Coatings Ltd., the sponsor of the test.

Provision of test specimens

The specimens were supplied by the sponsor of the test. Warringtonfire was not involved in any selection or sampling procedure. The results stated in this report apply to the samples as received.

Conditioning of specimens

The specimens were received on the 2nd November 2020.

The specimens were conditioned at temperatures of $23 \pm 2^{\circ}\text{C}$ and a relative humidity of $50 \pm 5\%$ RH, for a minimum period of 24 hours prior to testing.

Test Face

The textured face of the specimen was exposed to the radiant heat source.

Description of Test Specimens

The description of the system given below has been prepared from information provided by the sponsor of the test. This information has not been independently verified by [Warringtonfire](#). All values quoted are nominal, unless tolerances are given.

General description	Textured floor graphic polyester film
Product reference	"KernowJet FloorSharK 170TFG"
Detailed description	Polyethylene terephthalate (PET) film with proprietary textured ink jet receptive coating
Name of manufacturer	Kernow Coatings Ltd
Thickness	315 ± 6 microns (stated by sponsor) 0.27mm (determined by Warringtonfire)
Weight per unit area	385 ± 8g/m ² (stated by sponsor) 365g/m ² (determined by Warringtonfire)
Colour	White (upper surface)
Flame retardant details	See Note 1 below
Brief description of manufacturing process	See Note 1 below

Note 1: The sponsor was unwilling to provide this information.

Test Procedure

Specimens were tested in the flaming mode in a horizontal position by exposure to the heating arrangement specified in ISO 5659-2. The heat flux was 25kW/m².

The sampling and analysis of the fire gases generated during the test is conducted using a variety of methods as defined in the internal operating procedure.

In all cases, the sample is taken from the geometric centre of the chamber with sample lines being kept as short as possible to minimise sample losses.

For the analysis of oxides of carbon and nitrogen, continuous measurements are made throughout the duration of the test.

Carbon dioxide (CO₂), carbon monoxide (CO) and oxides of nitrogen (NO_x) are determined continuously using a precalibrated Fourier Transform Infra-Red analyser. The values reported are those measured at 85% smoke obscuration.

For the other gases, single point analysis is conducted, the gases being absorbed into an aqueous media and analysed remotely. Two types of media are used, 0.1M sodium hydroxide solution and 0.3% hydrogen peroxide solution. The gases are sampled over a two minute period commencing when smoke density has reached 85% obscuration by bubbling the gases through the aqueous media using a fitted funnel Dreschel bottle arrangement.

Hydrogen cyanide (HCN) is determined from gases absorbed into a 0.1M solution of sodium hydroxide and analysed using ion chromatography. The concentration determined is an average over each 2 minute period beginning at 85% smoke obscuration.

Hydrogen chloride (HCl), hydrogen bromide (HBr), hydrogen fluoride (HF) and sulphur dioxide (SO₂) are absorbed into a 0.3% solution of hydrogen peroxide and are also analysed by ion chromatography. The concentration determined is an average over each 2 minute period beginning at 85% smoke obscuration.

Test Results

Applicability of test results

The test results relate only to the behaviour of the specimens of the product under the particular conditions of test; they are not intended to be the sole criterion for assessing the potential smoke and toxicity hazard of the product in use.

The test results relate only to the specimens of the product in the form in which they were tested. Small differences in the composition or thickness of the product may significantly affect the performance during the test and will therefore invalidate the test results. It is the responsibility of the supplier of the product to ensure that the product which is supplied is identical with the specimens which were tested.

Gases sampled

One specimen was tested to determine the Ds_{max} and time to Ds_{max} . From the results of this test time to reach 85% of Ds_{max} was calculated. The results are given below:

Ds_{max}	42
Time to Ds_{max} (T_{max})	00:46
Time to 85% of Ds_{max} (T_{max} 85%)	00:43

Three further specimens were then tested. Gases generated were sampled after 43 seconds test duration. The quantitative determinations were then carried out using the procedures described. The test results obtained are provided below and test observations are detailed in Table 1.

Gas	Specimen No. 1	Specimen No. 2	Specimen No. 3	Average
Carbon Monoxide	2.41	2.51	2.41	2.45
Carbon Dioxide	228.56	280.21	251.78	253.51
Sulphur Dioxide	ND	ND	ND	ND
Hydrogen Chloride	ND	ND	ND	ND
Hydrogen Bromide	ND	ND	ND	ND
Hydrogen Fluoride	ND	ND	ND	ND
Hydrogen Cyanide	ND	ND	ND	ND
Nitrogen Oxides	0.50	0.50	0.50	0.50
Where: ND indicates non-detected. Note: All values given are in g/m^2 .				

Weighted Summation of Toxic Fume, R

The test results obtained for toxicity measurements were used to calculate the weighted summation index, R, as described in BS 6853: 1999: Annex B.4.2 (Withdrawn) / LUL S1085 Attachment A.4.2.

The R Value determined was 0.09.

Validity

The specification and interpretation of fire test methods are the subject of ongoing development and refinement. Changes in associated legislation may also occur. For these reasons it is recommended that the relevance of test reports over five years old should be considered by the user. The laboratory that issued the report will be able to offer, on behalf of the legal owner, a review of the procedures adopted for a particular test to ensure that they are consistent with current practices, and if required may endorse the test report.

This report may only be reproduced in full. Extracts or abridgements shall not be published without permission of [Warringtonfire](#).

Table 1

Testing with Flame Application									
Specimen	D _s after t in minutes							D _s max. within 1.5 min	D _s max. within 4 min
	1	1.5	2	3	4	5	6		
Smoke run	37	35	34	35	35	34	33	35	35

Observations during test

Specimen No.	Initial Smoke Production Test	Toxicity Tests		
		1	2	3
Colour of smoke produced	Light	Light	Light	Light
Expansion distance towards heater (mm)	N/A	N/A	N/A	N/A
Ignition time in seconds	18	11	13	12
Extinction time in seconds	53	52	49	50
Re-ignition time in seconds	*	*	*	*
Extinction time in seconds	N/A	N/A	N/A	N/A
* = Did Not Re-ignite N/A = Not Applicable				

Revision History

Issue No :	Issue Date:
Revised By:	Approved By:
Reason for Revision:	

Issue No :	Issue Date:
Revised By:	Approved By:
Reason for Revision:	